

高速頂針

HIGH-SPEED, WATER-PROOF TYPE

RPM: 1500 - 5000 MT/MK. 3, 4, 5, 6



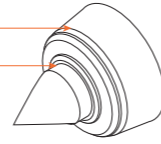
高速頂針 (附螺帽型)

HIGH-SPEED, WATER-PROOF TYPE

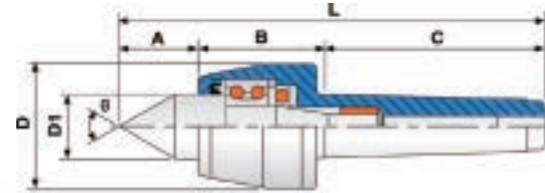


NCH 型 LIVE CENTER

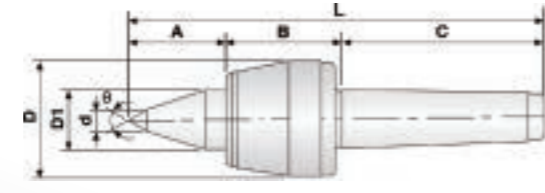
迷宮式迴轉頂針無油封防水結構
專利號碼 M553237
MAZE TYPE, WATERPROOF DESIGNED
WITHOUT SEAL, PAT. NO. M553237



A-TYPE

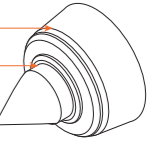


B-TYPE



NCH 型 LIVE CENTER

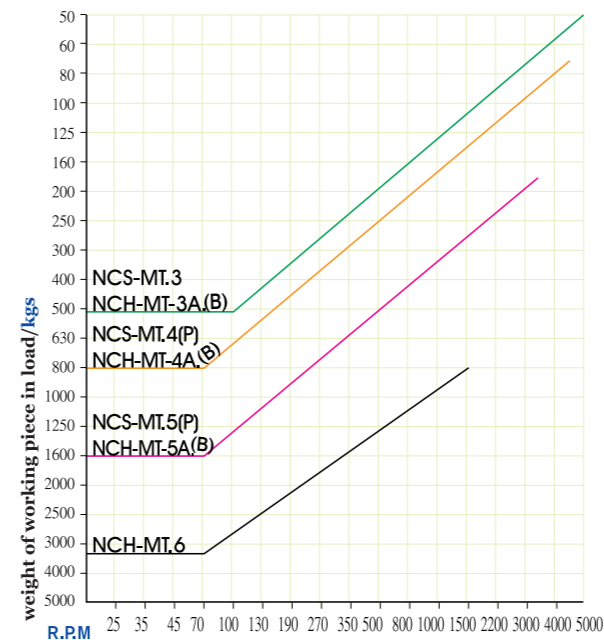
迷宮式迴轉頂針無油封防水結構
專利號碼 M553237
MAZE TYPE, WATERPROOF DESIGNED
WITHOUT SEAL, PAT. NO. M553237



AT-TYPE



BT-TYPE




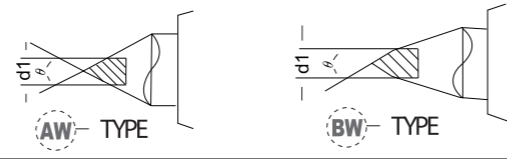
MORES TAPER MT / MK	DIMENSIONS (mm)		
	A	B	C
NCH-MT.4AT NCH-MT.4BT	69	M60 x 1.5	20
NCH-MT.5AT NCH-MT.5BT	92	M80 x 1.5	25

1. 前端使用雙列滾珠軸承及止推軸承，滾針軸承之組合。
 2. 此頂針適用於CNC車床，具中重負荷使用，具防水性。
 3. 車床尾座調整壓力建議5~8公斤。
- ※ NCH-B型:適合小工作物之加工切削。
1. Center shaft is made of alloy steel and hardened through vacuum heat treatment to provide higher rigidity HRC 60±1°.
 2. Center is fitted with dual ball bearing, thrust bearing and needle roller bearing assembly, the waterproof is maze type.
 3. The tailstock pressure of lathe adjusts to five to eight kilograms (for reference)
- ※ Applicable to high speed lathes and CNC lathes with heavy loads.

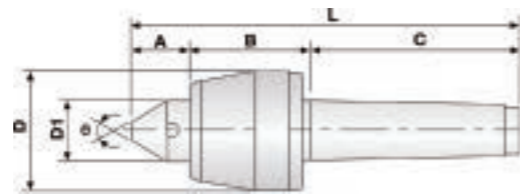
NCS 型 LIVE CENTER

特殊規格 SPECIAL ORDER

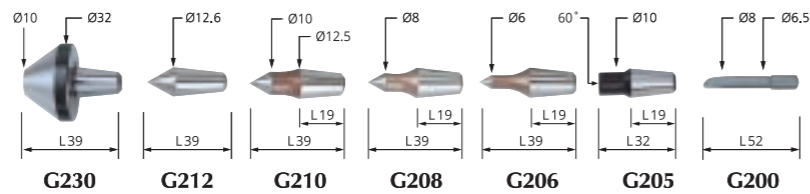
錳鋼 WITH CARBIDE TIPPED



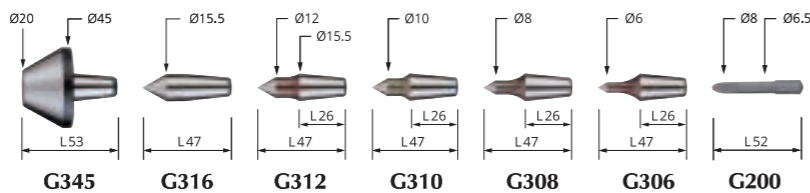
NCS-MT.4P 和 NCS-MT.5P



NCS-MT3 MT.4



NCS-MT4P MT.5P



單位/Unit:mm

ORDER NO.	MORES TAPER MT/MK	A	B	C	D	D1	d	L	d1	Co精度 Accuracy	Max R.P.M	θ	G.W. WEIGHT kgs	包裝尺寸 L x W x H
08030003	NCH-MT.3A	39	55	86	53	30	-	180	12	0.003	5000R.P.M	60°	1.30 kgs	240 x 80 x 65
08030004	NCH-MT.4A	42	62	108	63	30	-	208	12	0.003	4500R.P.M	60°	2.08 kgs	263 x 100 x 90
08030005	NCH-MT.5A	49	71	136	83	40	-	256	18	0.003	3500R.P.M	60°	4.40 kgs	320 x 118 x 110
08030006	NCH-MT.6A	80	110	189	128	70	-	379	-	0.008	1500R.P.M	60°	16.5 kgs	425 x 185 x 180
08030013	NCH-MT.3B	45	55	86	53	30	10	186	12	0.003	5000R.P.M	60°	1.34 kgs	240 x 80 x 65
08030014	NCH-MT.4B	52	62	108	63	30	12	218	12	0.003	4500R.P.M	60°	2.12 kgs	263 x 100 x 90
08030015	NCH-MT.5B	59	71	136	83	40	14	266	18	0.003	3500R.P.M	60°	4.42 kgs	320 x 118 x 110
08030023	NCS-MT.3	28	55	86	53	30	-	169	-	0.005	5000R.P.M	60°	1.50 kgs	235 x 130 x 100
08030024	NCS-MT.4	30	62	108	63	30	-	196	-	0.005	4500R.P.M	60°	2.16 kgs	235 x 130 x 100
08030034	NCS-MT.4P	30	62	108	63	30	-	196	-	0.005	4500R.P.M	60°	2.70 kgs	238 x 132 x 80
08020035	NCS-MT.5P	34	71	136	83	40	-	237	-	0.005	3500R.P.M	60°	5.00 kgs	280 x 150 x 106
08020044	NCH-MT.4AT	42	62	108	60	30	-	208	12	0.003	4500R.P.M	60°	2.42 kgs	263 x 100 x 90
08020045	NCH-MT.5AT	49	71	136	80	40	-	256	18	0.003	3500R.P.M	60°	5.02 kgs	320 x 118 x 110
08020054	NCH-MT.4BT	52	62	108	60	30	12	218	12	0.003	4500R.P.M	60°	2.46 kgs	263 x 100 x 90
08020055	NCH-MT.5BT	59	71	136	80	40	14	266	18	0.003	3500R.P.M	60°	5.04 kgs	320 x 118 x 110